

College & Career: Every Student Graduates Ready for College and Careers

Goal 4 - Keystone Proficiency

School Code | 2670 School Name | Constitution High School

Goal 4: The percentage of students who are proficient on all three state high school assessments (Algebra, Literature, and Biology) by the end of their 11th grade year will grow from 26.1% in August 2019 to 52.0% by August 2026.

% of 11th Graders Proficient on Algebra, Biology, & Literature Keystones

All Students, 89 students

Score: 46.1 %



2021-2022 Target: 31.7 %

14.4 pts above target

2025-2026 Goal: 52.0 %

-5.9 pts from target

MEETING

no data prior year



- Meeting Target
- Not Meeting Target

American Indian / Alaskan Native

Insufficient Sample

Asian

Insufficient Sample

Black / African American, 52 students

Score: 46.2 %

14.5 pts above target

MEETING

no data prior year



Hispanic / Latino

Insufficient Sample

Multi Racial / Other

Insufficient Sample

Native Hawaiian / Pacific Islander

Insufficient Sample

White

Insufficient Sample

English Learners

Insufficient Sample

Students with IEPs

Insufficient Sample

Economically Disadvantaged, 66 students

Score: 48.5 %

16.8 pts above target

MEETING

no data prior year



College & Career: Every Student Graduates Ready for College and Careers

Goal 5 - Career and Technical Education

Graduation and College Readiness

School Code | 2670 School Name | Constitution High School

Goal 5: The percentage of Career and Technical Education (CTE) students who pass an industry standards-based competency assessment by the end of their 12th grade year will grow from 54.5% in August 2019 to 80.0% in August 2026.

% of 12th Grade CTE Students Meeting Industry Standards

All Students

Insufficient Sample

AP, IB, or Dual Enrollment Course Metrics

15.2 %

% of Students Meeting Standard on AP Exam, on IB Exam, or in Dual Enrollment Course by End of 12th Grade

46.8 %

% of Students Participating in but Not Meeting Standard on AP Exam, IB Exam, or Dual Enrollment Course by the End of 12th Grade

38.0 %

% of Students Not Participating in AP Exam, IB Exam, or Dual Enrollment Course by the End of 12th Grade

Other Key Metrics

96.2 %

Ninth-Grade On-Track Rate

56.4 %

First-Fall Matriculation

73.4 %

% of Students Completing the FAFSA by End of 12th Grade

- Meeting Target
- Not Meeting Target

College & Career: Every Student Graduates Ready for College and Careers

Graduation and College Readiness

School Code | 2670 School Name | Constitution High School

Four-Year Cohort Graduation Rate

All Students, 81 students

Score: 96.3 %



2021-2022 Target: 87.7 %

8.6 pts above target

2025-2026 Goal: 90.0 %

6.3 pts above target



- Meeting Target
- Not Meeting Target

American Indian / Alaskan Native

Insufficient Sample

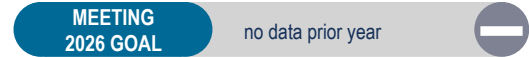
Asian

Insufficient Sample

Black / African American, 63 students

Score: 96.8 %

9.1 pts above target



Hispanic / Latino

Insufficient Sample

Multi Racial / Other

Insufficient Sample

Native Hawaiian / Pacific Islander

Insufficient Sample

White

Insufficient Sample

English Learners

Insufficient Sample

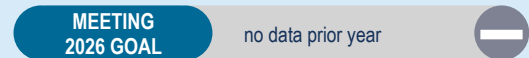
Students with IEPs

Insufficient Sample

Economically Disadvantaged, 63 students

Score: 96.8 %

9.1 pts above target



College & Career: Every Student Graduates Ready for College and Careers

Graduation and College Readiness

School Code | 2670 School Name | Constitution High School

Four-Year Cohort Drop-Out Rate

All Students

2 out of 81 students

Score: 2.5%

American Indian / Alaskan Native

Insufficient Sample

Asian

Insufficient Sample

Black / African American

1 out of 63 students

Score: 1.6%

Hispanic / Latino

Insufficient Sample

Multi Racial / Other

Insufficient Sample

Native Hawaiian / Pacific Islander

Insufficient Sample

White

Insufficient Sample

English Learners

Insufficient Sample

Students with IEPs

Insufficient Sample

Economically Disadvantaged

2 out of 63 students

Score: 3.2%

Four-Year Cohort Continuation Rate

All Students

1 out of 81 students

Score: 1.2%

American Indian / Alaskan Native

Insufficient Sample

Asian

Insufficient Sample

Black / African American

1 out of 63 students

Score: 1.6%

Hispanic / Latino

Insufficient Sample

Multi Racial / Other

Insufficient Sample

Native Hawaiian / Pacific Islander

Insufficient Sample

White

Insufficient Sample

English Learners

Insufficient Sample

Students with IEPs

Insufficient Sample

Economically Disadvantaged

0 out of 63 students

Score: 0.0%

Climate, Culture & Opportunity

Guardrail 1 - Welcoming and Supportive Schools

School Code | 2670 School Name | Constitution High School

Guardrail 1: Every school will be a safe, welcoming and healthy place where our students, staff and community want to be and learn each day. This means that our schools will be: 1) environmentally safe and clean; and 2) spaces with inclusive climates that provide students with access to robust social, emotional, and mental health supports.

School Climate Score	School Climate Survey		
Insufficient Sample	Insufficient Sample <i>Student Rating</i>	Insufficient Sample <i>Parent Rating</i>	Insufficient Sample <i>Teacher Rating</i>
School Instruction Score	School Instruction Survey		
Insufficient Sample	Insufficient Sample <i>Student Rating</i>	Insufficient Sample <i>Parent Rating</i>	Insufficient Sample <i>Teacher Rating</i>

- Meeting Target
- Not Meeting Target



Yes



School Has at Least 2 Behavioral/Mental Health Support FTEs per 500 Students

Climate, Culture & Opportunity

Guardrail 1 - Welcoming and Supportive Schools

School Code | 2670 School Name | Constitution High School

Guardrail 1: Every school will be a safe, welcoming and healthy place where our students, staff and community want to be and learn each day. This means that our schools will be: 1) environmentally safe and clean; and 2) spaces with inclusive climates that provide students with access to robust social, emotional, and mental health supports.

% of Students Attending at Least 95% of Instructional Days	% of Students Attending	
<p>All Students: 403 Students</p> <p style="text-align: center;">Score: 40.2 %</p>  <p>2021-2022 Target: 52.9 % -12.7 pts from target</p> <p>2025-2026 Goal: 60.0 % -19.8 pts from target</p> <p>NOT MEETING no data prior year</p>	<p>Greater Than 95% of Instructional Days 40.2 %</p>	<p>90-95% of Instructional Days 26.8 %</p>
<p>All Students: 403 Students</p> <p style="text-align: center;">Score: 67.0 %</p>  <p>2021-2022 Target: 82.3 % -15.3 pts from target</p> <p>2025-2026 Goal: 94.0 % -27.0 pts from target</p> <p>NOT MEETING no data prior year</p>	<p style="text-align: center;">Additional Metrics</p> <div style="display: flex; justify-content: space-around;"> <div style="text-align: center;"> <p>52.0%</p> <p><i>% of Teachers Attending at Least 95% of Work Days (Cumulative)</i></p> </div> <div style="text-align: center;"> <p>69.2%</p> <p><i>Teacher Annual Retention</i></p> </div> </div> <div style="display: flex; justify-content: space-around; margin-top: 20px;"> <div style="text-align: center;"> <p>84.2%</p> <p><i>% of Teachers Receiving a Proficient MMS Rating</i></p> </div> <div style="text-align: center;"> <p>15.8%</p> <p><i>% of Teachers Receiving a Distinguished MMS Rating</i></p> </div> </div>	

- Meeting Target
- Not Meeting Target

Climate, Culture & Opportunity

Guardrail 2 - Enriching and Well-rounded School Experiences

Guardrail 3 - Partnering with Parents / Family Members

School Code | 2670 School Name | Constitution High School

Guardrail 2: Every student will have a well-rounded education with co-curricular opportunities, including arts and athletics, integrated into the school experience.

Guardrail 3: Every parent and guardian will be welcomed and encouraged to be partners in their child's school community.

% of Students Participating in Co-Curricular / Athletics Activities

School Relationship Score

*% of Students
Participating in Co-
Curricular / Athletics
Activities*

Data Unavailable

Insufficient Sample

Additional Metrics



Yes

School Has a SAC/Parent Advisory Group



Yes

School Has a SAC/Parent Advisory Group That Meets Regularly



4

Number of SAC/Parent Advisory Group Meetings

- Meeting Target
- Not Meeting Target

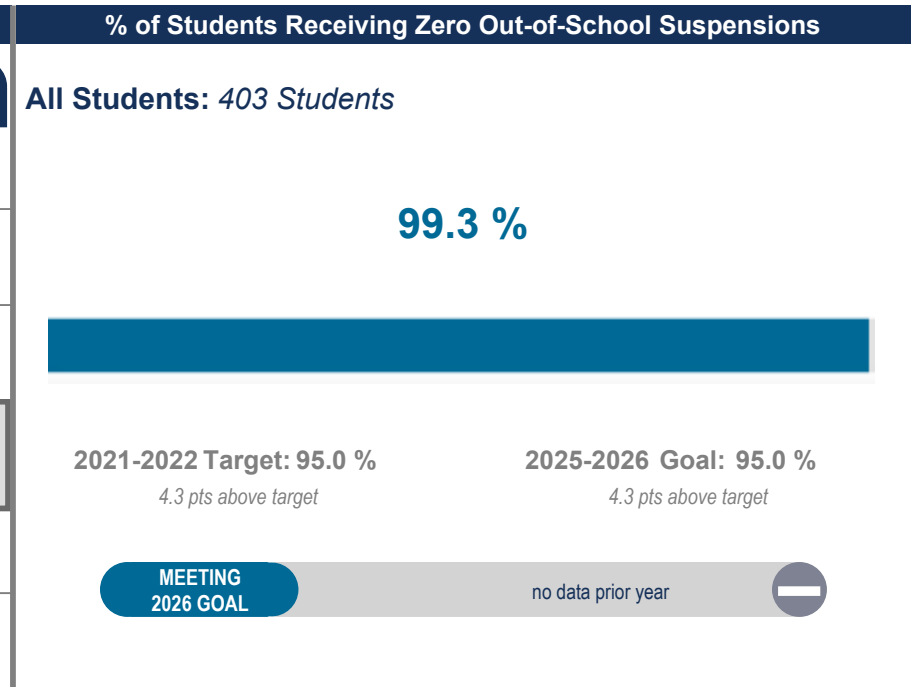
Climate, Culture & Opportunity

Guardrail 4 - Addressing Racist Practices

School Code | 2670 School Name | Constitution High School

Guardrail 4: Our students' potential will not be limited by practices that perpetuate systemic racism and hinder student achievement.

Suspension Disproportionality		
	% of Enrollment (Total Enrollment)	% of Suspensions Given to Each Subgroup
All Students	(394)	
American Indian / Alaskan Native	0.0 % (0)	0.0 %
Asian	7.9 % (31)	0.0 %
Black / African American	64.0 % (252)	33.3 %
Hispanic / Latino	17.0 % (67)	66.7 %
Multi Racial / Other	6.4 % (25)	0.0 %
Native Hawaiian / Pacific Islander	0.0 % (0)	0.0 %
White	4.8 % (19)	0.0 %
English Learners	5.3 % (21)	0.0 %
Students with IEPs	8.9 % (35)	33.3 %
Economically Disadvantaged	73.4 % (289)	66.7 %



Disproportionality in AP, IB, and Dual Enrollment Courses

All Students	Black / African American	Hispanic / Latino
72.2 %	69.4 %	71.4 %

- Meeting Target
- Not Meeting Target